


Tiger LM 355-375 Watt

MONO PERC HALF CELL MODULE

Positive power tolerance of 0~+3%

- Half Cell
- Mono PERC 60 Cell



KEY FEATURES



9 Busbar Solar Cell

9 busbar solar cell adopts new technology to improve the efficiency of modules, offers a better aesthetic appearance, making it perfect for rooftop installation.



High Efficiency

Higher module conversion efficiency (up to 20.55%) benefit from half cell structure (low resistance characteristic).



PID Resistance

Excellent Anti-PID performance guarantee limited power degradation for mass production.



Low-light Performance

Advanced glass and cell surface textured design ensure excellent performance in low-light environment.



Severe Weather Resilience

Certified to withstand: wind load (2400 Pascal) and snow load (5400 Pascal).



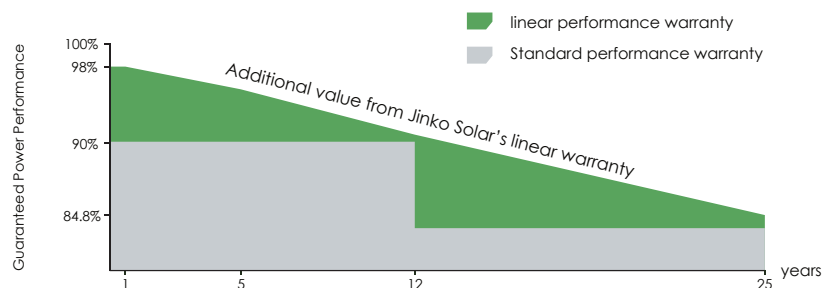
Durability Against Extreme Environmental Conditions

High salt mist and ammonia resistance certified by TUV NORD.



LINEAR PERFORMANCE WARRANTY

12 Year Product Warranty • 25 Year Linear Power Warranty
0.55% Annual Degradation Over 25 years



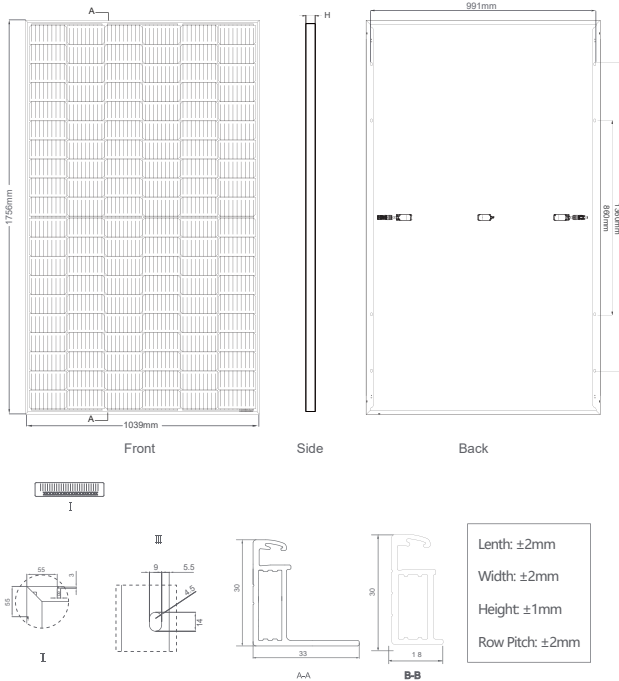
- ISO9001:2015, ISO14001:2015, ISO45001:2018 certified factory
- IEC61215(2016), IEC61730(2016) certified product

Nomenclature:

JKMxxxM-60/72HLM-(V)

Code	Cell	Code	Certification
null	Full	null	1000V
H	Half	V	1500V

Engineering Drawings

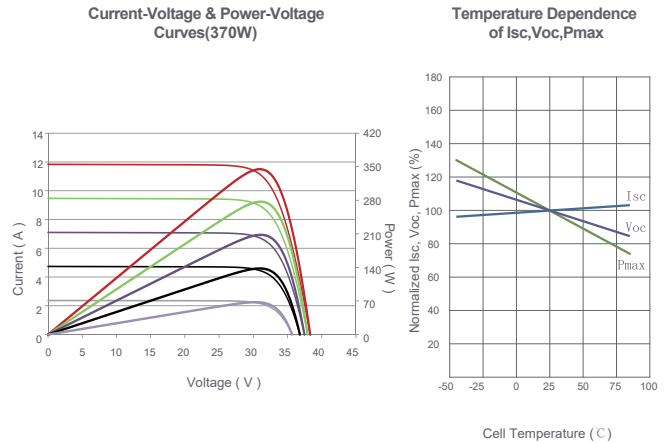


Packaging Configuration

(Two pallets = One stack) *For Standard Packing

35pcs/pallet, 70pcs/stack, 910pcs/40' HQ Container *(Standard Packing)

Electrical Performance & Temperature Dependence



Mechanical Characteristics

Cell Type	Mono PERC 166×166mm
No.of cells	120 (6×20)
Dimensions	1756×1039×30mm (69.07×40.97×1.18 inch)
Weight	21kg (46.3lbs)
Front Glass	3.2mm, Anti-Reflection Coating, High Transmission, Low Iron, Tempered Glass
Frame	Anodized Aluminium Alloy
Junction Box	IP67 Rated
Output Cables	TUV 1×4.0mm ² (+): 290mm, (-): 145 mm or Customized Length

SPECIFICATIONS

Module Type	JKM355M-60HLM		JKM360M-60HLM		JKM365M-60HLM		JKM370M-60HLM		JKM375M-60HLM	
	JKM355M-60HLM-V	JKM355M-60HLM-V	JKM360M-60HLM-V	JKM360M-60HLM-V	JKM365M-60HLM-V	JKM365M-60HLM-V	JKM370M-60HLM-V	JKM370M-60HLM-V	JKM375M-60HLM-V	JKM375M-60HLM-V
	STC	NOCT	STC	NOCT	STC	NOCT	STC	NOCT	STC	NOCT
Maximum Power (Pmax)	355Wp	264Wp	360Wp	268Wp	365Wp	272Wp	370Wp	275Wp	375Wp	279Wp
Maximum Power Voltage (Vmp)	33.81V	30.75V	34.00V	31.14V	34.18V	31.36V	34.36V	31.57V	34.53V	31.70V
Maximum Power Current (Imp)	10.50A	8.59A	10.59A	8.60A	10.68A	8.66A	10.77A	8.72A	10.86A	8.80A
Open-circuit Voltage (Voc)	40.39V	38.04V	40.58V	38.22V	40.76V	38.39V	40.94V	38.56V	41.12V	38.73V
Short-circuit Current (Isc)	11.23A	9.07A	11.32A	9.14A	11.41A	9.22A	11.50A	9.29A	11.59A	9.36A
Module Efficiency STC (%)	19.46%		19.73%		20.01%		20.28%		20.55%	
Operating Temperature(°C)	-40°C~+85°C									
Maximum system voltage	1000/1500VDC (IEC)									
Maximum series fuse rating	20A									
Power tolerance	0~+3%									
Temperature coefficients of Pmax	-0.35%/°C									
Temperature coefficients of Voc	-0.29%/°C									
Temperature coefficients of Isc	0.048%/°C									
Nominal operating cell temperature (NOCT)	45±2°C									

* STC: Irradiance 1000W/m² Cell Temperature 25°C AM=1.5

NOCT: Irradiance 800W/m² Ambient Temperature 20°C AM=1.5 Wind Speed 1m/s

* Power measurement tolerance: $\pm 3\%$